

Modellario & Opzioni Stile



EDIZIONE 2017
V.1.1 Gennaio

SOMMARIO

Come scegliere la vestibilità corretta	pag.1
Come scegliere lo stile più adatto della Giacca	pag.2
Giacche decostruite	pag.5
Giacche Cerimonia	pag.7
Variabili tasche delle giacche	pag.10
Variabili dei taschini anteriori	pag.13
Impuntura AMF ed Asole	pag.14
Opzioni secondarie - Abiti	pag.15
Opzioni secondarie - Monogramma	pag.16
Tipo di Spalla	pag.17
Variabili fondo manica ed asole	pag.18
Tipi di interno - Codifica fodere	pag.19
Scegliere la giusta vestibilità del Pantalone	pag.20
Variabili delle tasche	pag.21
Parte frontale del pantalone	pag.23
Variabili cinta del pantalone	pag.24
Chiusura del pantalone	pag.26
Pantaloni con finitura sartoriale	pag.27
Pantaloni - Impuntura AMF	pag.28
Fondo del pantalone.....	pag.29

SOMMARIO

Gilet Sartoriale	pag.30
Opzioni smoking	pag.31
Abiti Bimbo.....	pag.32
Opzioni per giacche bimbo.....	pag.33

COME SCEGLIERE LA VESTIBILITÀ CORRETTA

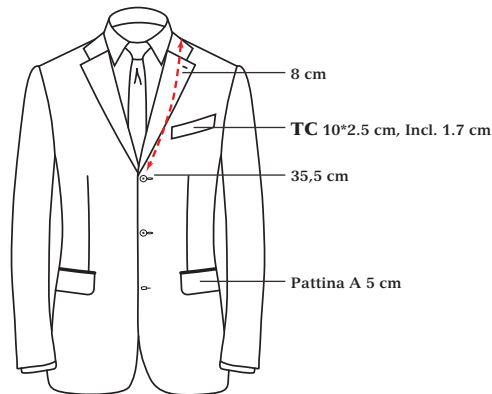
QUALI SONO LE PRINCIPALI DIFFERENZE TRA UN ABITO CLASSICO ED UN ABITO MODA?

MISURE CONSIGLIATE
Su base taglia 50
Taglia pantalone 42

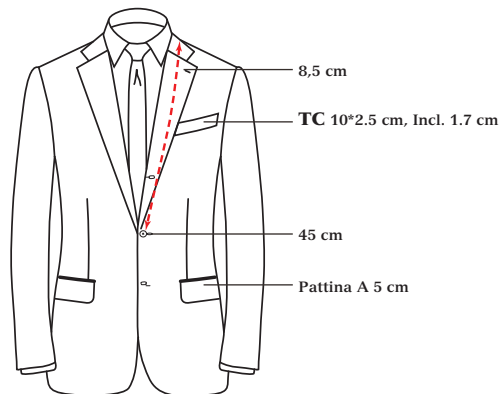
	SLIM FIT	REGULAR FIT	COMFORT FIT
	Profilo spalla naturale, imbottitura spalla leggera	Profilo spalla naturale, imbottitura spalla leggera	Profilo spalla naturale, imbottitura spalla medio peso
GIACCHE			
Larghezza del revers	5.5 cm	7.5 cm	8.5 cm
Misure del taschino	10 x 2 cm	10 x 2.5 cm	10 x 2.5 cm
Altezza della pattina	4.5 cm	5 cm	5 cm
Lunghezza della giacca	73 cm	74 cm	76 cm
	GT	G	CM
PANTALONI			
Lunghezza anteriore cavallo	20 cm	21.5 cm	22.5 cm
Larghezza 1/2 ginocchio	22.2 cm	23.6 cm	23 / 24.5 cm
Larghezza 1/2 fondo	18.4 / 19.4 cm	20.2 cm	20 / 21.4 cm
	P071 / 18 - P071 / 19	P402	P40 / 19.5 - P40 / 21

COME SCEGLIERE LO STILE PIÙ ADATTO DELLA GIACCA

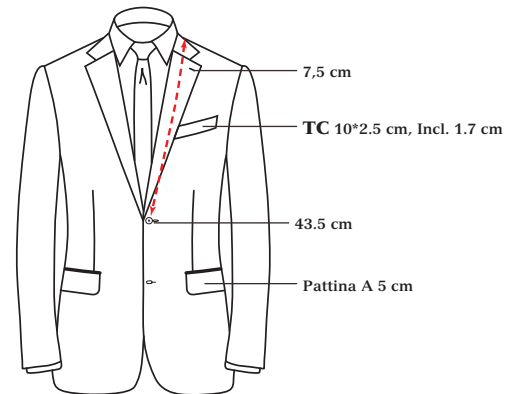
GT (SLIM) | G (REGULAR) | CM (COMFORT)



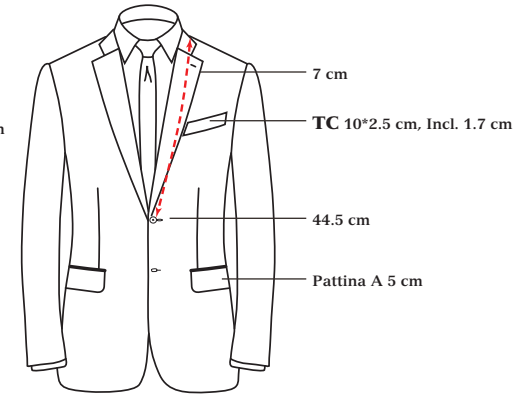
06
Rever classico - 3 bottoni



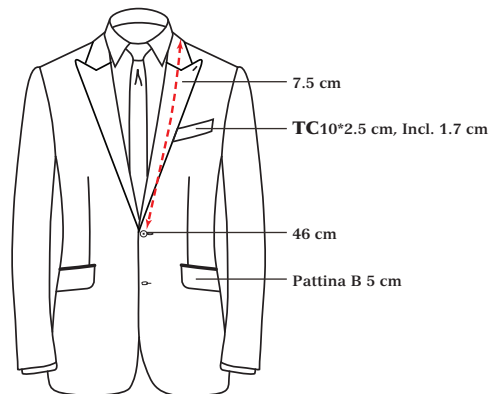
406
Rever classico
3 bottoni stirato a 2



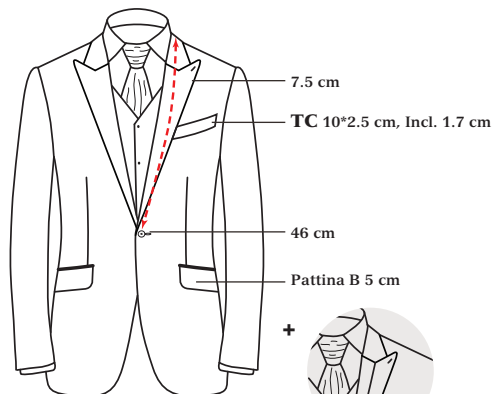
16
Rever classico - 2 bottoni



96
Rever classico - 2 bottoni



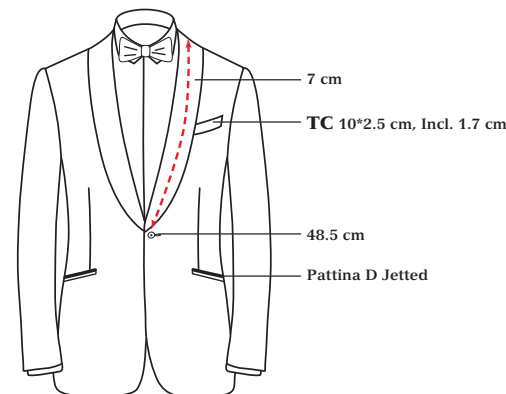
32
Rever a lancia - 2 bottoni



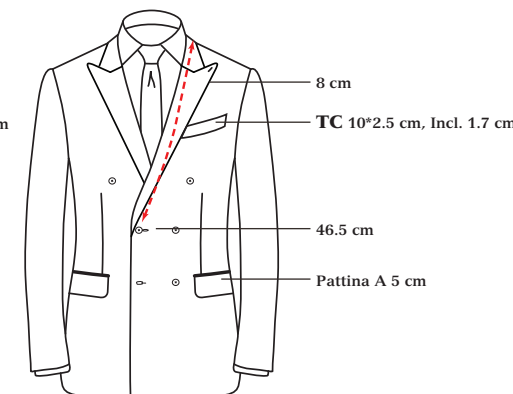
42
Rever a lancia - 1 bottone



42C - Rever tagliato



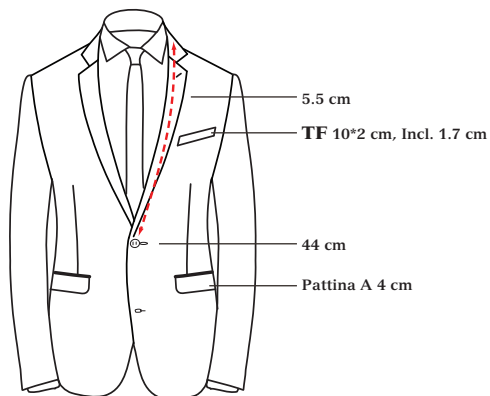
591
Collo a scialle - 1 bottone



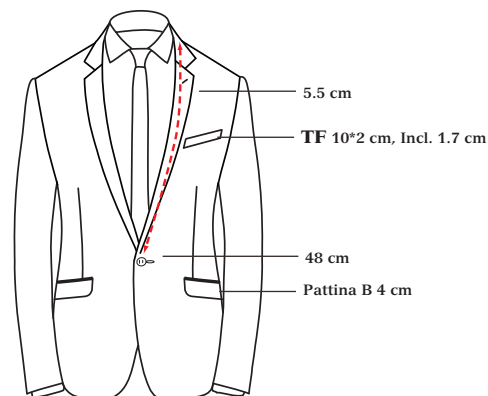
DB54
Rever a lancia - doppiopetto

COME SCEGLIERE LO STILE PIÙ ADATTO DELLA GIACCA

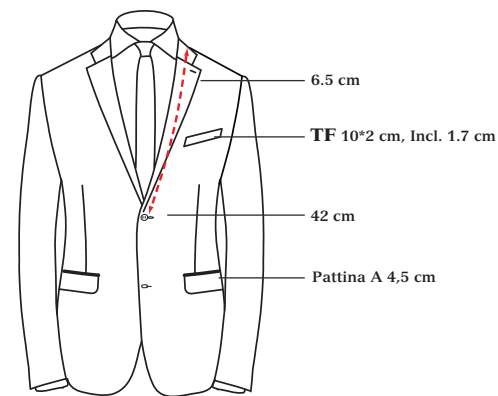
GT (SLIM) | G (REGULAR)



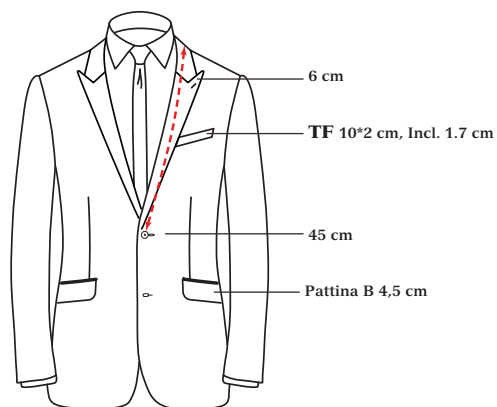
82
Rever classico - 2 bottoni



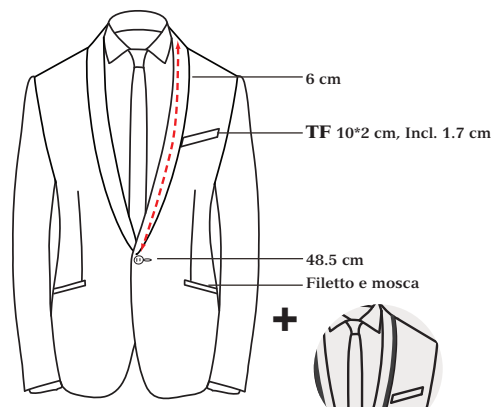
83
Rever classico - 1 bottone



73
Rever classico - 2 bottoni



58
Rever a lancia - 2 bottoni

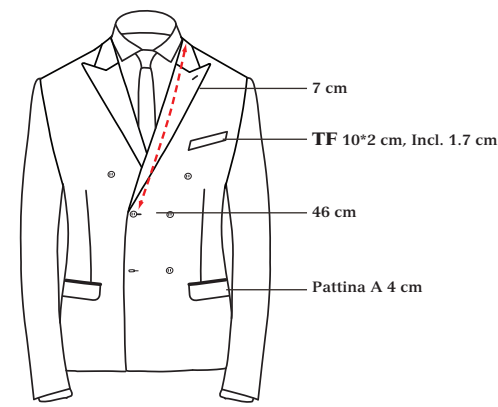


59
Rever a sciale - 1 bottone



59C

Rever a sciale con taglio di 1 cm sul bordo

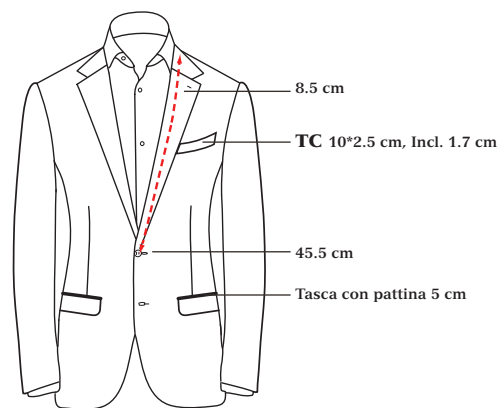


84**
Rever a lancia - doppiopetto

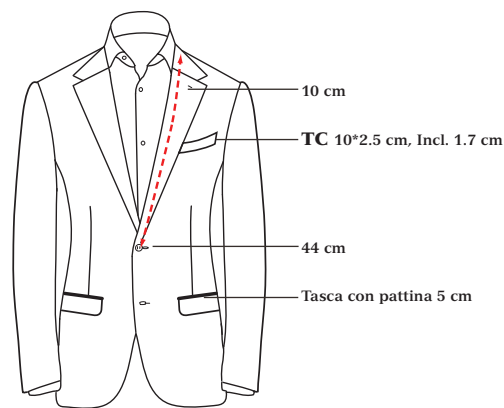
**Lunghezza consigliata 70 cm su base taglia 50

COME SCEGLIERE LO STILE PIÙ ADATTO DELLA GIACCA

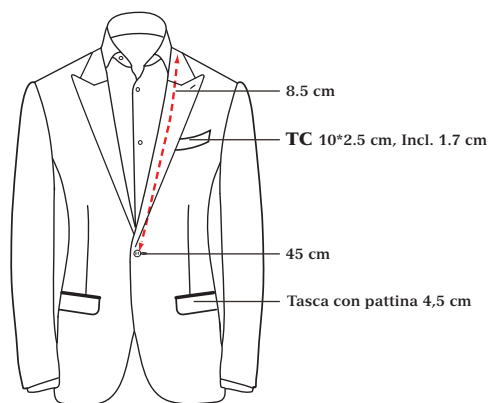
GT (SLIM) | G (REGULAR)



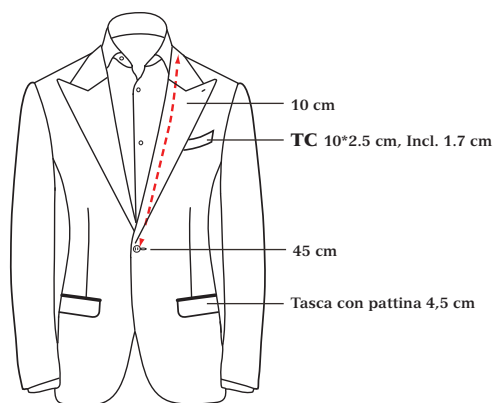
402
Rever classico - 2 bottoni



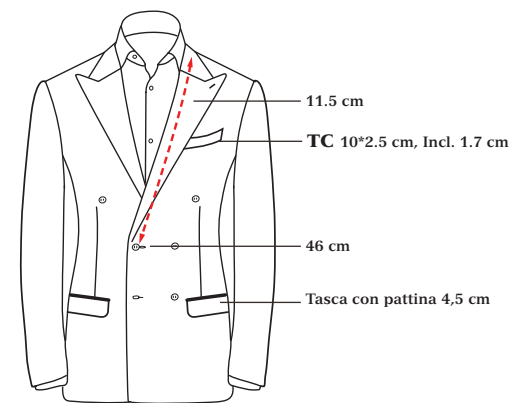
409
Rever classico - 2 bottoni



426
Rever a lancia 1 bottone



428
Rever a lancia 1 bottone



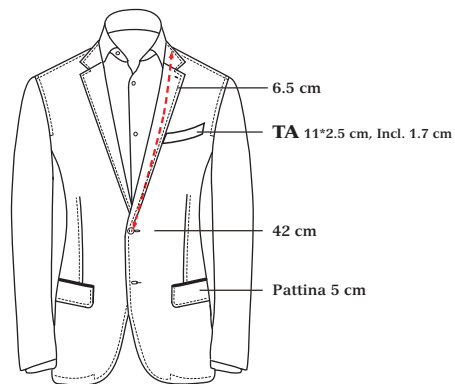
542R
Rever a lancia
doppiopetto

GIACCHE DECOSTRUITE

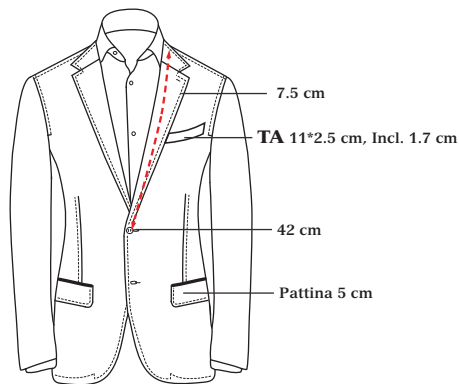
GTN (SLIM) : BASE **GT** - SPALLA NAPOLETANA NA
 GN (REGULAR) : BASE **G** - SPALLA NAPOLETANA NA

Profilo spalla naturale

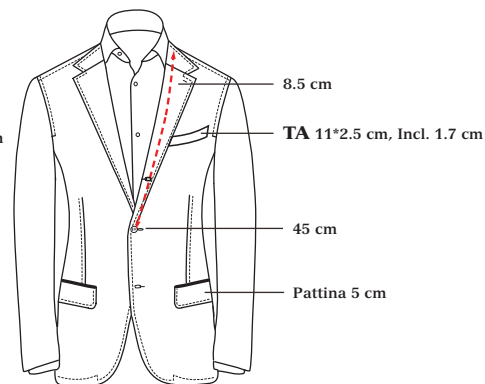
Rollino sottile



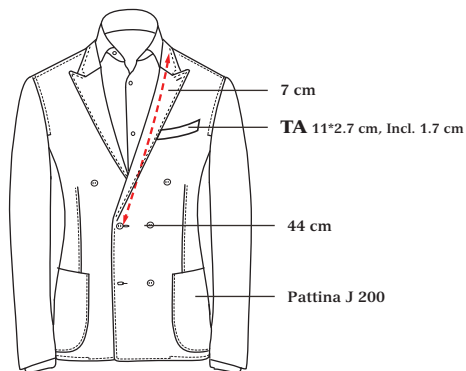
73
Rever classico - 2 bottoni



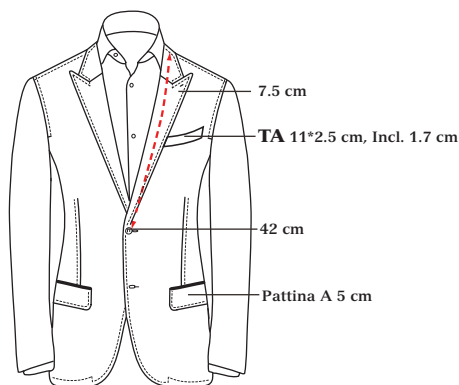
16
Rever classico - 2 bottoni



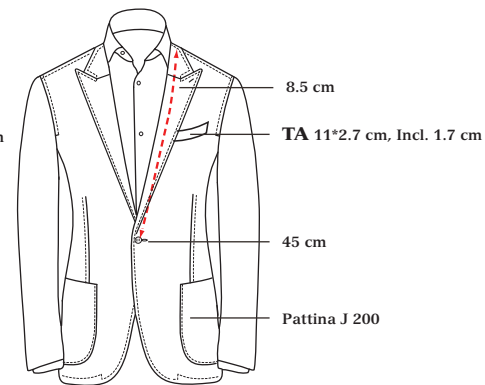
406
Rever classico
3 bottoni stirato a 2



647
Rever a lancia

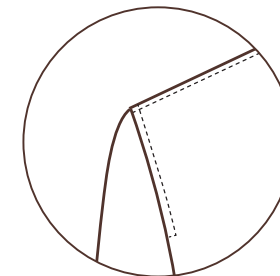


32
Rever a lancia



426
Rever a lancia

SPALLA NAPOLETANA (NA) PREDEFINITA



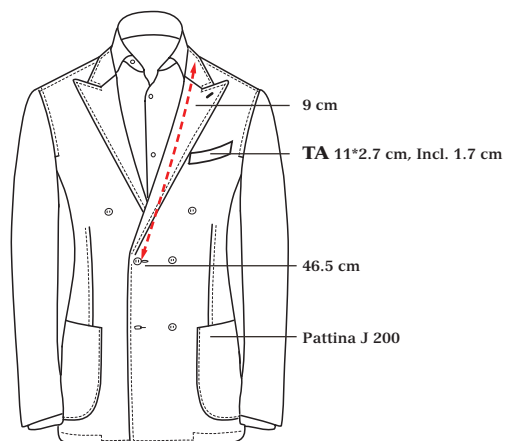
Giacche disponibili soltanto nelle versioni sfoderate "AF" o "AF1"

GIACCHE DECOSTRUITE

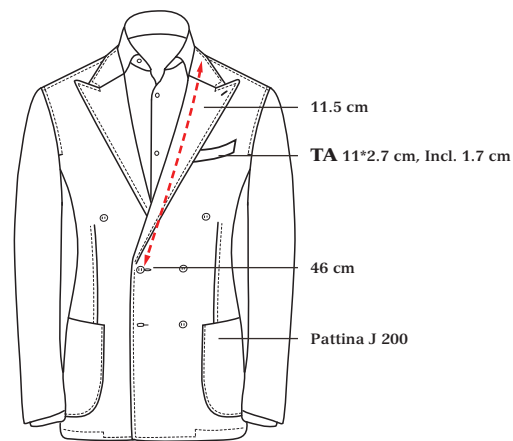
GTN (SLIM) : BASE **GT** - SPALLA NAPOLETANA NA
 GN (REGULAR) : BASE **G** - SPALLA NAPOLETANA NA

Profilo spalla naturale

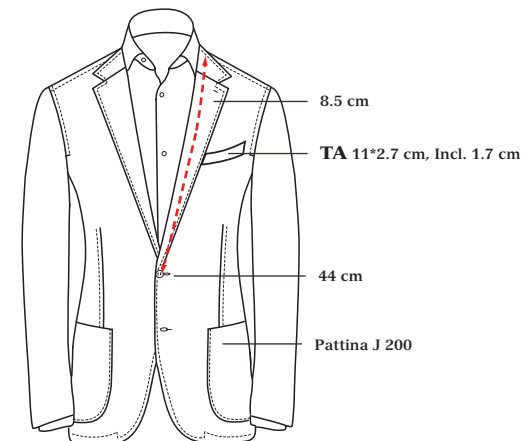
Rollino sottile



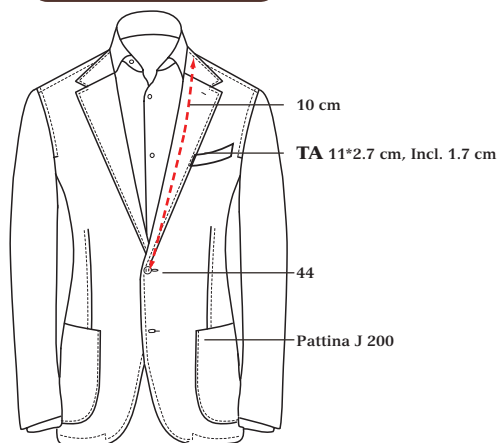
DB
Rever a lancia



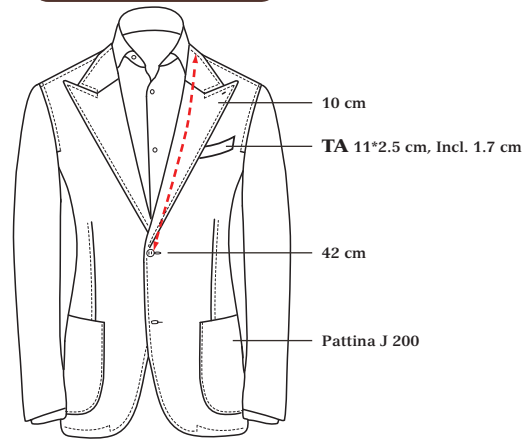
542R
Rever a lancia



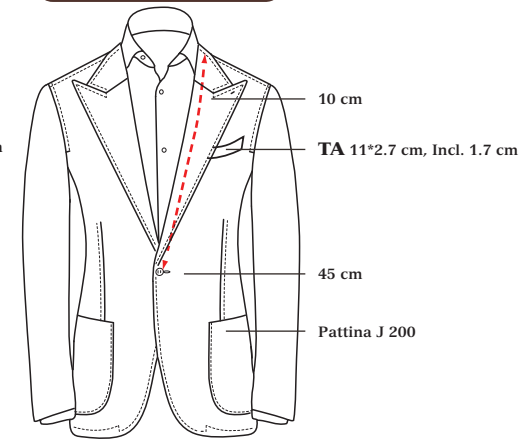
402
Rever Classico



409
Rever Classico



328
Rever a lancia 2 bottoni

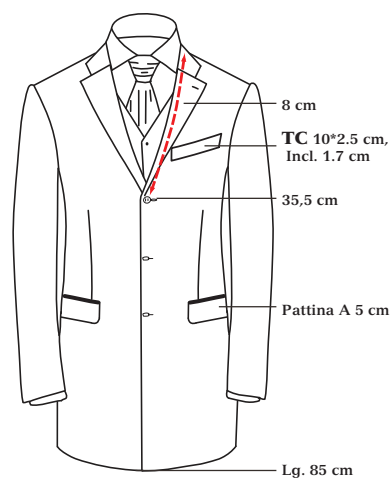


428
Rever a lancia

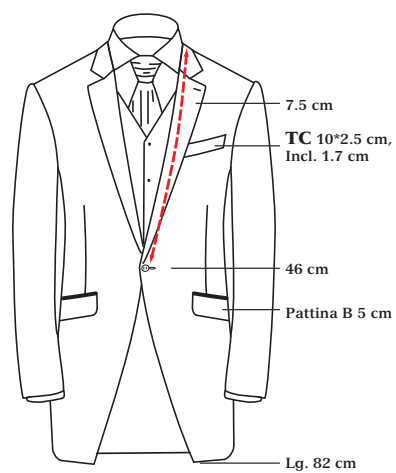
Giacche disponibili soltanto nelle versioni sfoderate "AF" o "AF1"

GIACCHE CERIMONIA

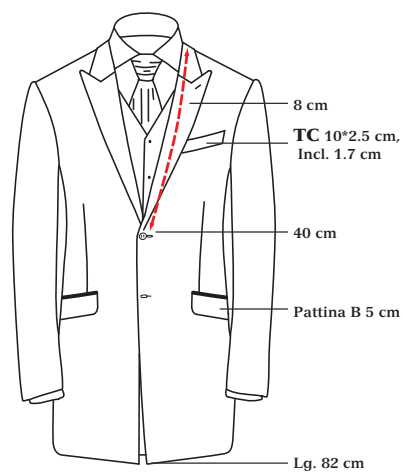
GT (SLIM) | G (REGULAR)



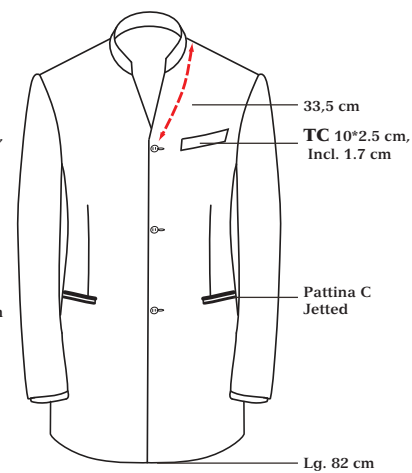
WI
Rever classico - 3 bottoni



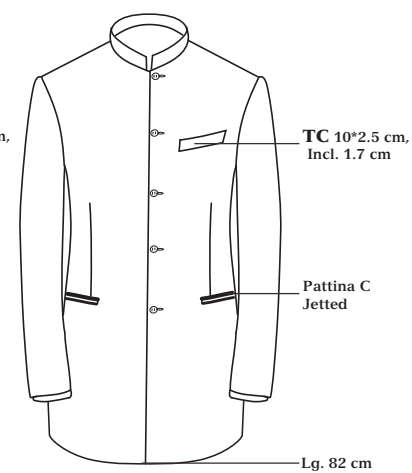
CYR
Rever sartoriale - 1 bott.



IPA
Rever a lancia - 2 bott



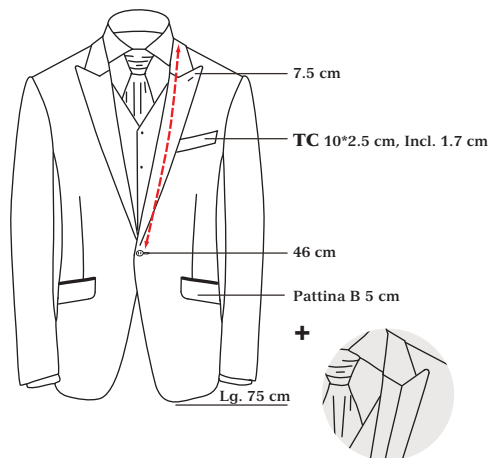
MO
Collo Mao - aperto



OF
Collo Mao chiuso
abbottonatura alta

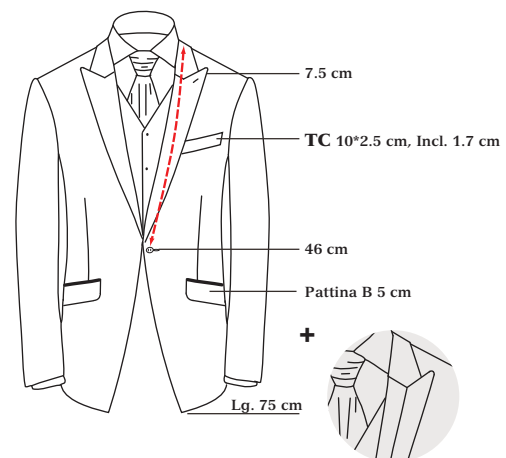
GIACCHE CERIMONIA

GT (SLIM) | G (REGULAR)



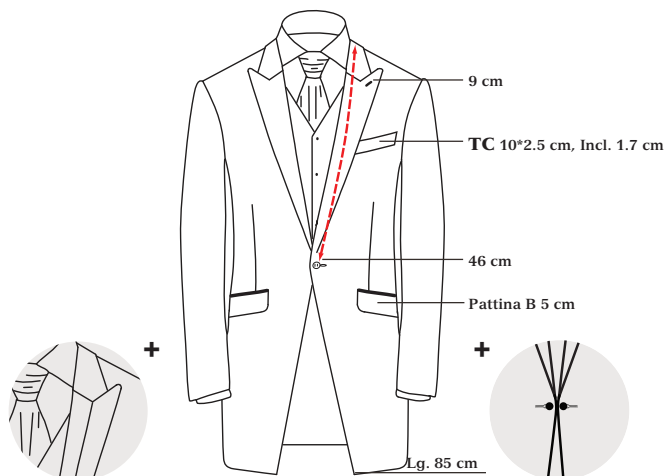
42
Rever a lancia - 1 bott.

42C
Rever a lancia tagliato



42R
Rever a lancia - 1 bottone

42RC
Rever tagliato

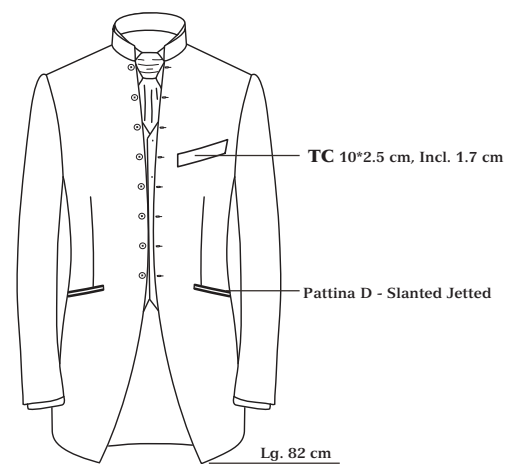


FRC
Rever tagliato

FR
Rever a lancia - 1 bott.

FDB
Chiusura doppio bottone

Da selezionare tra le opzioni secondarie



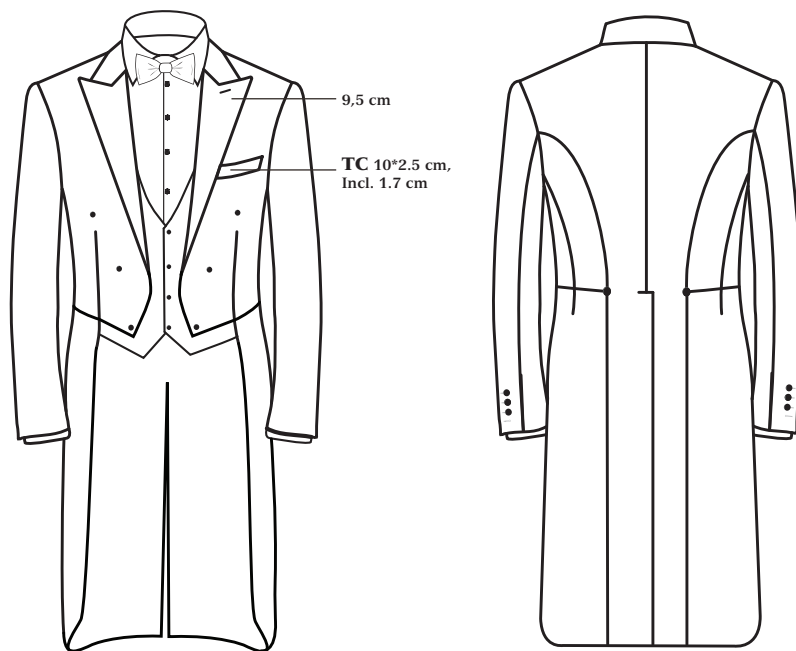
FO
Collo MAO - 8 bottoni

GIACCHE CERIMONIA

GT (SLIM) | G (REGULAR)

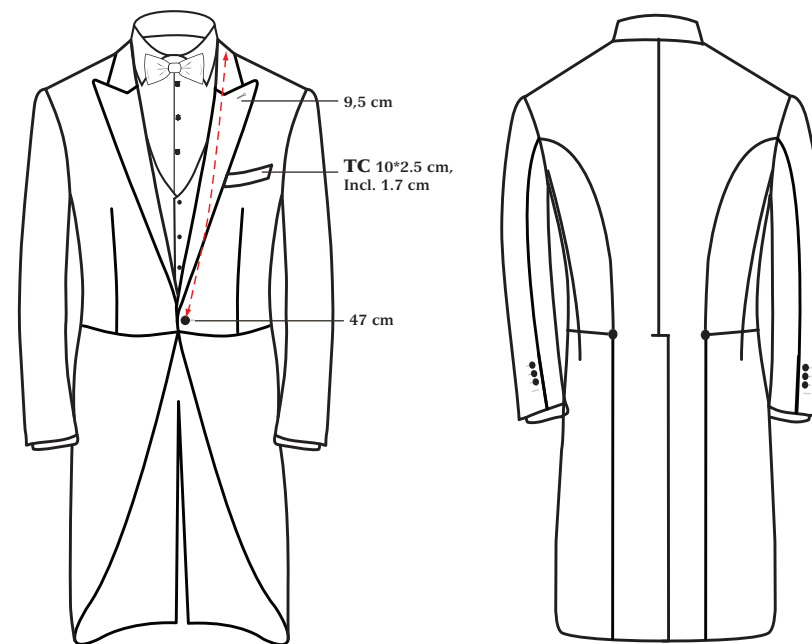
Lunghezza consigliata
50:105 cm

PER LA SERA




TAIL

PER IL GIORNO




CUT

VARIABILI TASCHE DELLE GIACCHE




A

Pattina 5 cm




G

Pattina 5 cm
ticket Pattina filletto




E

Pattina 5 cm ticket Pattina
pattina




CT

Filletto e ticket Pattina filletto




C

Filletto




B

Pattine 5 cm a sbieco




H

Pattine 5 cm a sbieco
+ticket filletto




F

Pattine 5 cm a sbieco
+ticket pattina



DT

Filletto a sbieco+ticket filletto



D

Filletto a sbieco

OPZIONI ALTEZZA DELLE PATTINE:

REVER ≤ 6CM

R40

Pattina 4 cm
Taschino 10x2 cm

R45


Pattina 4,5 cm
Taschino 10x2cm

REVER ≥ 7 CM


R50

Pattina 5 cm
Taschino 10x2,5cm


VARIABILI TASCHE DELLE GIACCHE




PZ
Senza tasche




PQ
Pattine sagomate con
asole e bottoni




PO
Tasche a toppa con pattine




PP
Tasche toppa con pattine
taschino a toppa




RU1
Tasche toppa e pattine
2 taschini a toppa



RU11
Tasche toppa e pattine
1 taschino a toppa




RU2
Tasche toppa e pattine
2 taschini a toppa




RU22
Tasche toppa e pattine
taschino normale

VARIABILI TASCHE DELLE GIACCHE




L100

3 tasche a toppa




L200

3 tasche a toppa



J100

2 tasche a toppa

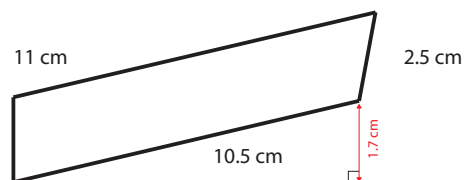


J200

2 tasche a toppa

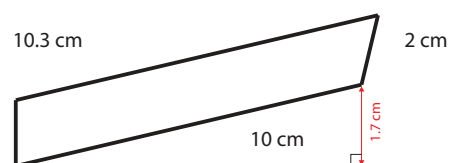
VARIABILI DEI TASCHINI ANTERIORI

TC:
Taschino classico



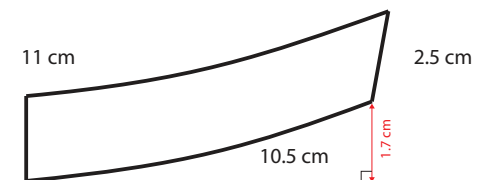
Selezionato automaticamente *
Per revers ≥ 7 cm
pattine tasca 5 cm

TF:
Taschino sottile



Selezionato automaticamente *
Per revers ≤ 6 cm e/o
pattine tasca 4 - 4,5cm

TA:
Taschino a barchetta

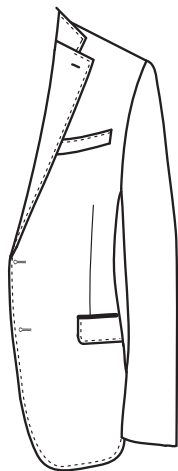


Selezionato automaticamente *
Per Semi intelato o Intelato

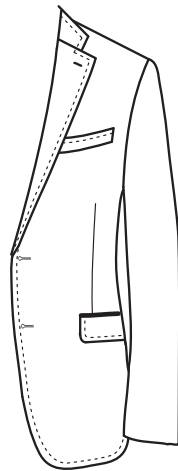
IMPUNTURA AMF ED ASOLE



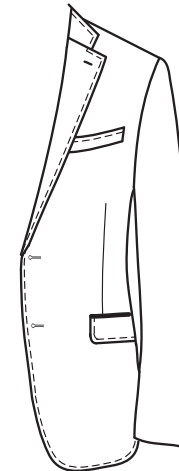
0
senza AMF



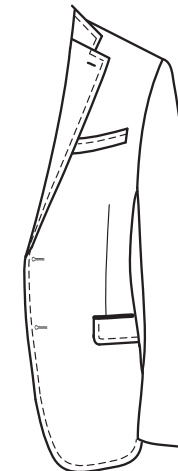
A1
AMF 1 mm



A5
AMF 5 mm



S2
2 mm - tono/tono



S5
5 mm - tono/tono

S2X
2 mm - contrasto

S5X
5 mm - contrasto



A11
AMF 1mm, A1
+ pines
+ polsi
+ spacchi
+ mosca



A12 *
AMF 1mm, A1
+ pines
+ polsi
+ spacchi
+ mosca
+ spalle



A51
AMF 5mm, A5
+ pines
+ polsi
+ spacchi
+ mosca



A1F *



A5F *
AMF 1mm, A1
+ pines
+ polsi
+ spacchi
+ mosca
+ spalle
+ laterali dorso
+ maniche



A5F *



A5F *
AMF 5mm, A5
+ pines
+ polsi
+ spacchi
+ mosca
+ spalle
+ laterali dorso
+ maniche

ASOLA DEL REVER

BRI - Normale tagliata



BRO - Occhiello chiusa



BRC - Occhiello tagliata



BRN - Normale chiusa



BRR - Occhiello semi aperta



BRM - Fatta a mano



Codice da annotare sulle opzioni secondarie

BRM (Fatto a mano) DISPONIBILE SOLO SU CONFEZIONE INTELATA

* DISPONIBILE SOLO SU BASI GT E GTN

OPZIONI SECONDARIE - ABITI



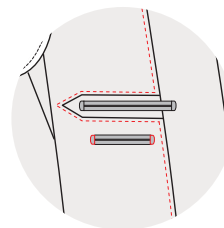
IFR

Passantino per fiore




SGF

Chiusura a strappo removibile



Punto columbia e mosca in contrasto

Impuntura + D-Tack contrasto



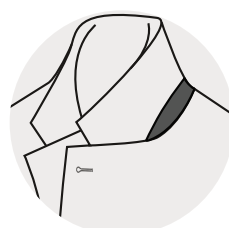
BXC

Cucitura in contrasto



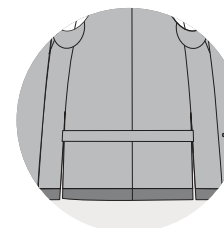
CX

Collo in contrastor



USX

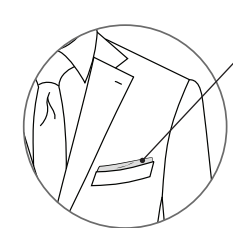
Sottocollo in contrasto



FB

Fulco Belt

Disponibile solo
Contrast, Multico e HLB!




FP

Fazzolettino fino

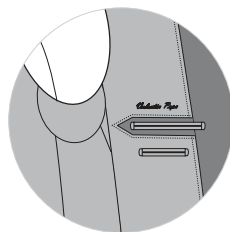
* Da selezionare dal catalogo accessori, *'Fili per contrasto'*

OPZIONI SECONDARIE - MONOGRAMMA

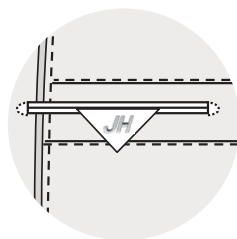
POSIZIONE DEL MONOGRAMMA



CFM
Sul Melton




CIM
Sopra tasca sinistra interna



CTM
Monogramma sul triangolo del taschino

TIPO DI CARATTERE DEL MONOGRAMMA



MB
Block

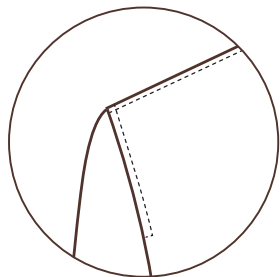


MA
Script Calligrafico

** Default option

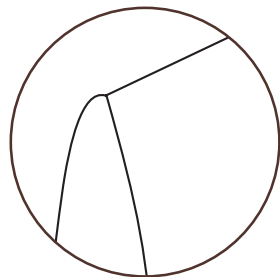
TIPO DI SPALLA

NA



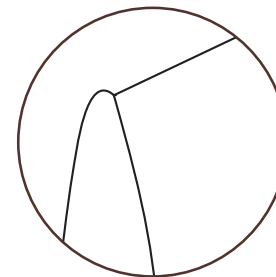
SPALLA NAPOLETANA
CON AMF A12 PREDEFINITO

RO



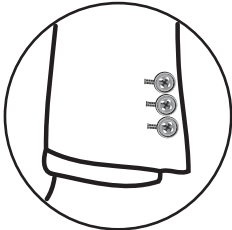
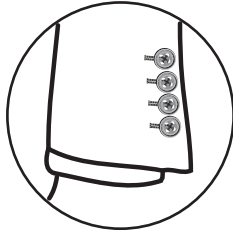
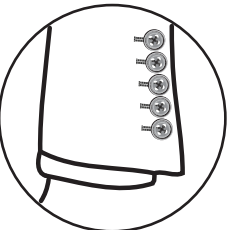
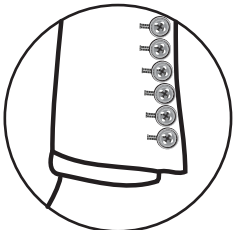


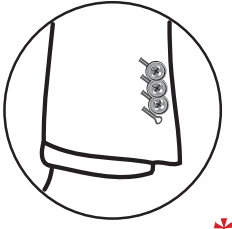
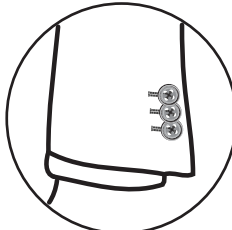
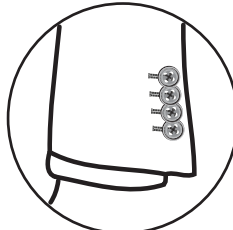
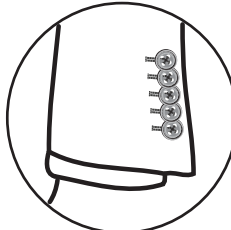
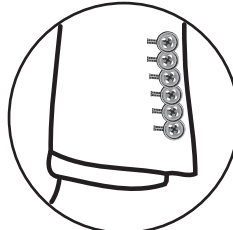
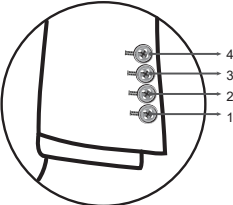
SPALLA ARROTONDATA
CON ROLLINO

RE



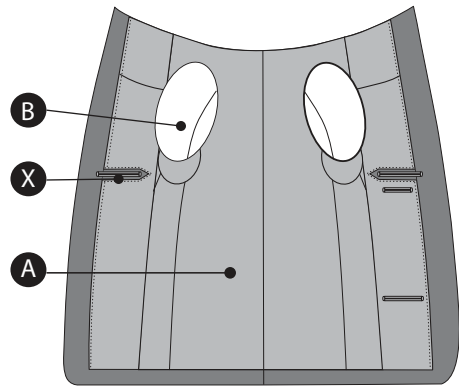
REGOLARE

VARIABILI FONDO MANICA ED ASOLE

						
	3 bottoni	4 bottoni	5 bottoni	6 bottoni	B0T *	B0O *
CON ASOLE FINTE	BF3 *	BF4 *	BF5 *	BF6 *	Fondo manica chiuso senza asole	Fondo manica aperto senza asole
CON ASOLE APERTE	BO3 *	BO4	BO5 *	BO6 *		
		OPZIONE PREDEFINITA				BB *
					Asole a sbieco	
						
	3 bottoni kissing	4 bottoni kissing	5 bottoni kissing	6 bottoni kissing		
CON ASOLE FINTE	BFC3 *	BFC4 *	BFC5 *	BFC6 *		
CON ASOLE APERTE	BOC3 *	BOC4 *	BOC5 *	BOC6 *		
						OPZIONI SECONDARIE
						NC1 - Prima asola aperta NC2 - Asole 1 e 2 aperte NC3 - Asole 1-2 e 3 aperte NC4 - Asole 1-2-3-e 4 aperte

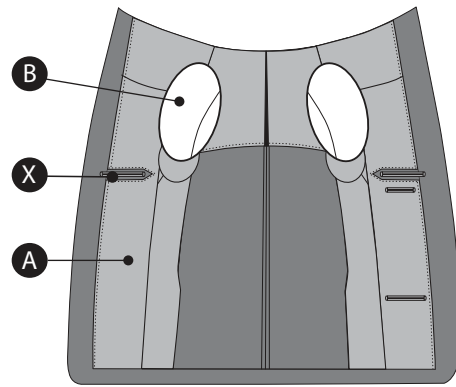
* Questi codici vanno riportati nella casella Opzioni Aggiuntive (Opzioni secondarie)

TIPI DI INTERNO - CODIFICA FODERE



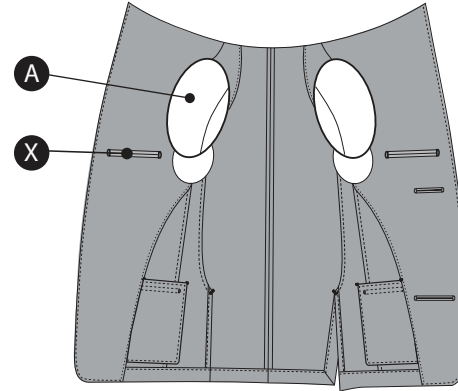
FL

Foderata



HLB

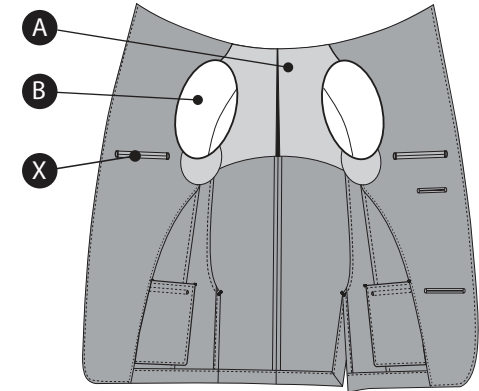
Mezza foderata



AF

Sfoderata

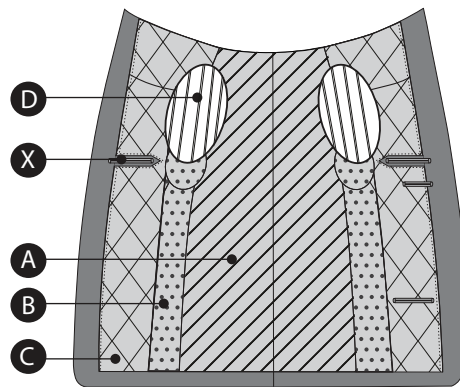
Disponibile unicamente per giacche decostruite



AF1

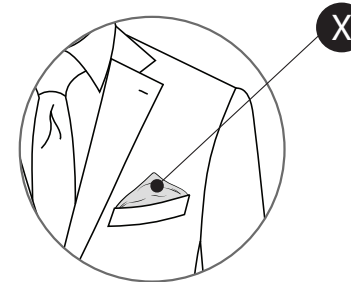
Sfoderata con spalloncino

Disponibile unicamente per giacche decostruite



MC *

Fodere di diversi colori

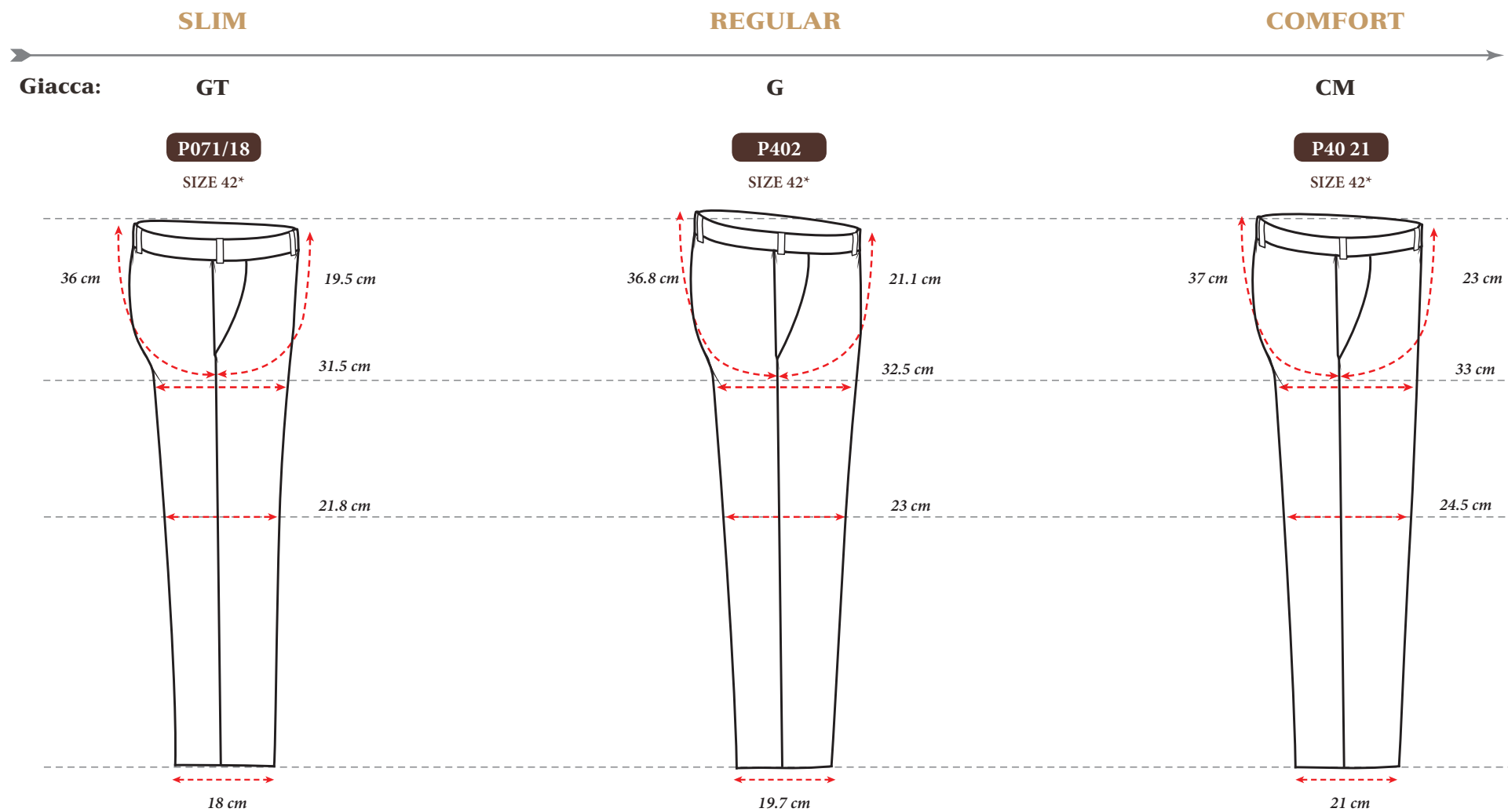


Finta pochette nel
taschino

* Massimo 3 differenti colori oltre alla fodera maniche

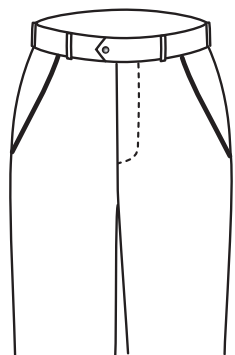
SCEGLIERE LA GIUSTA VESTIBILITÀ DEL PANTALONE

GUIDA ALLA SCELTA DEI VARI MODELLI E VESTIBILITÀ DA ABBINARE ALLE DIVERSE GIACCHE



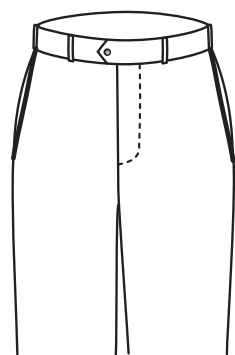
VARIABILI DELLE TASCHE

OPZIONI TASCHE FRONTALI:



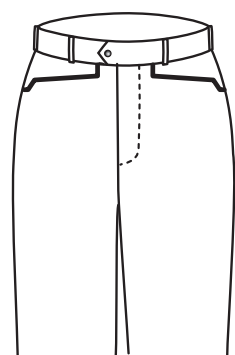
A

Tasca americana



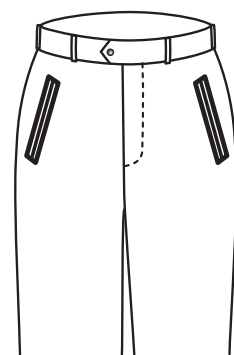
B

Tasca a filetto



C

Tasca carrettera



D


Tasca tagliata

OPZIONI TASCINO OROLOGIO:




PMB

Filetto doppio



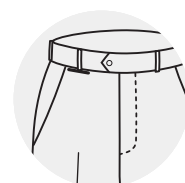
PMC

Filetto singolo



PMR

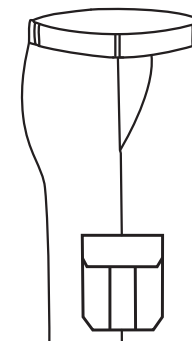
Con pattina



PM

Solo fessura senza pattina

TASCA LATERALE:

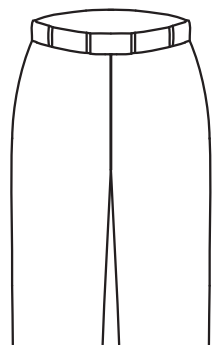


PC

Toppa con pattina

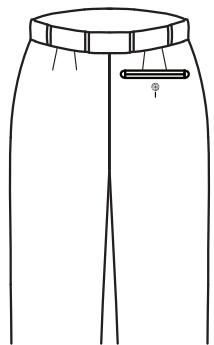
VARIABILI DELLE TASCHE

TASCHE POSTERIORI:



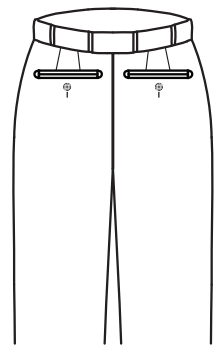
S

Senza tasche



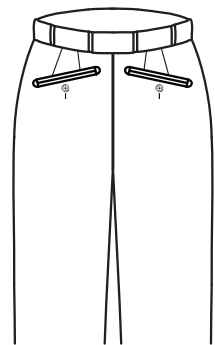
1S

1 Tasca




2S

2 Tasche



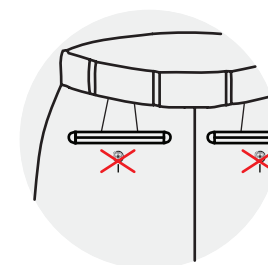
2B

2 Tasche a sbieco



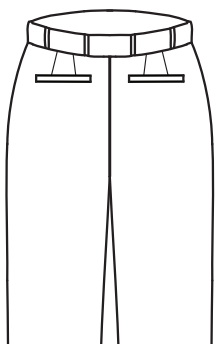
2Z

2 Tasche con zip




POD

2 Tasche senza asole




2R1

2 Tasche a filetto



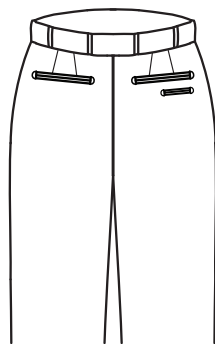
2R

2 Tasche con pattina



2R3

2 Tasche con pattina stondata



2S1

3 Tasche

PARTE FRONTALE DEL PANTALONE



P0
Piatto senza pines

**



PSF
Senza pines e senza
piega

*

Queste combinazioni non sono previste per la tasca carrettera:



P1
Piatto con 1 pince



P1A
1 pince freccia esterna



P1B
1 pince freccia interna

* Disponibile tra le opzioni aggiuntive (Opzioni secondarie)

** OPZIONE PREDEFINITA

VARIABILI CINTA DEL PANTALONE



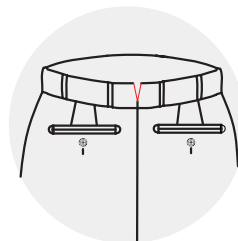
CB

Cinta senza passanti



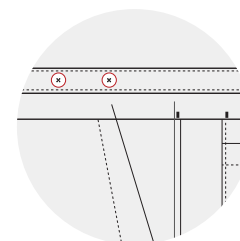
CN

Cinta normale



CNV

Cinta con spacchetto a V



PBR

Cinta con bottoni
per le bretelle



CD

Cinta con passanti doppi



CL

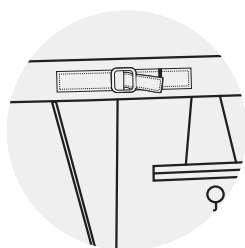
Cinta con passanti larghi

VARIABILI CINTA DEL PANTALONE



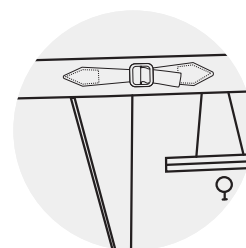
CRE

Cinta con cinghietto
elastico e bottoni



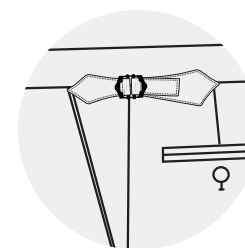
CRM

Cinta con cinghietto
e fibbia



CRMP

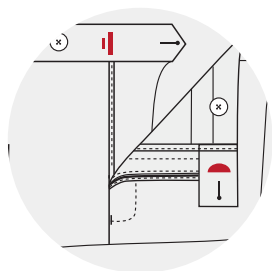
Cinta con cinghietto
asimmetrico e fibbia



CROP

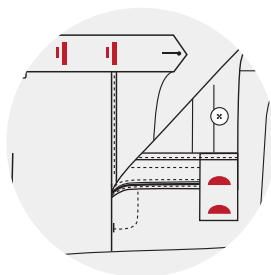
Cinta con cinghietto
asimmetrico e fibbia
posizionato sopra la cucitura

CHIUSURA DEL PANTALONE



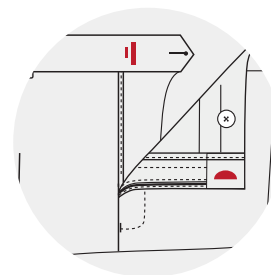
PBA

Chiusura a
1 gancio e 1 bottone



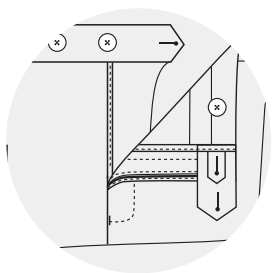
PCA

Chiusura a 2 ganci



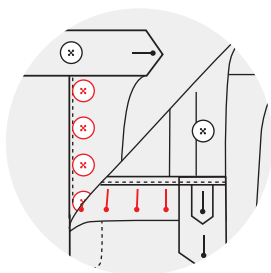
PC1

Chiusura a 1 gancio



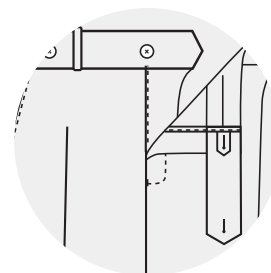
PCB

Chiusura a doppia pattina e 2
bottoni



PBB

Patta con bottoni



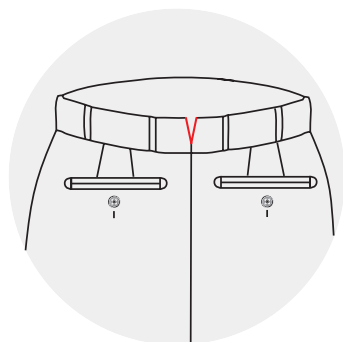
PBS

Freccia a punta allungato

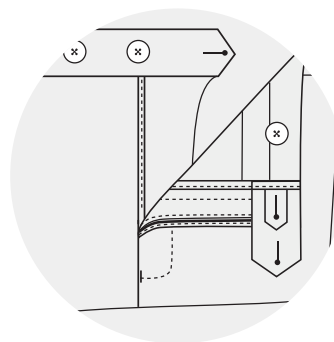
PANTALONI CON FINITURA SARTORIALE

IL CODICE PA11 È PREVISTO IN AUTOMATICO NELLA CONFEZIONE INTELATA (FULL CANVAS)

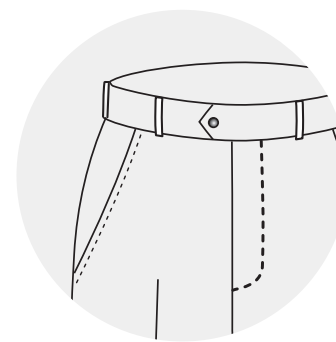
PA11



Spacchetto a V



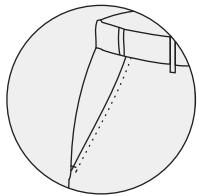
Chiusura a doppia
pattina e 2 bottoni



Impuntura AMF

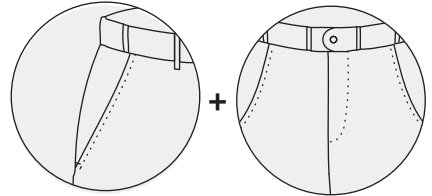
PANTALONI - IMPUNTURA AMF

A5
AMF 5mm



Tasche

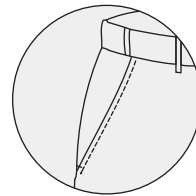
A51
AMF 5mm



Tasche

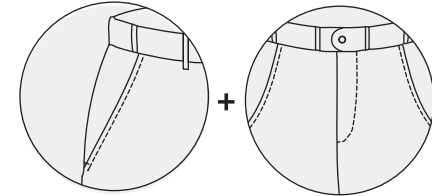
Fronte

S5
Impuntura 5mm



Tasche

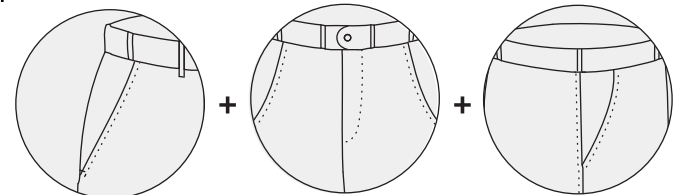
S51
Impuntura 5mm



Tasche

Fronte

A52
AMF 5mm

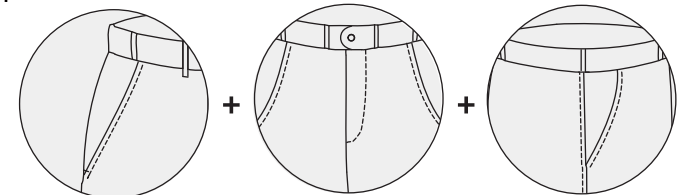


Tasche

Fronte

Lato

S52
Impuntura 5mm

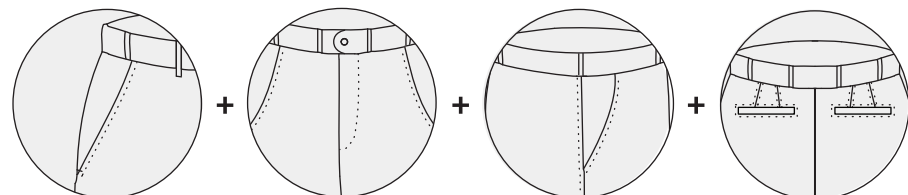


Tasche

Fronte

Lato

A5F
AMF 5mm



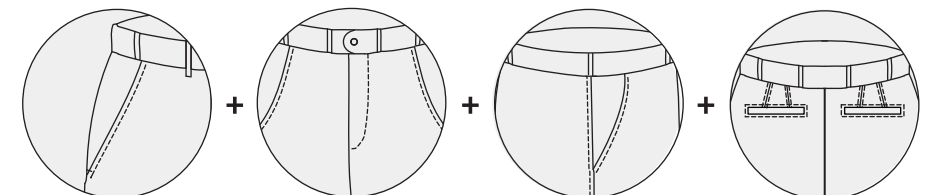
Tasche

Fronte

Lato

Completo

S5F
Impuntura 5mm



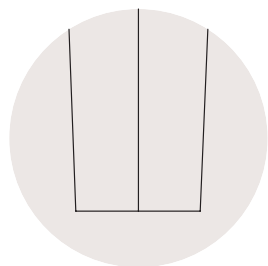
Tasche

Fronte

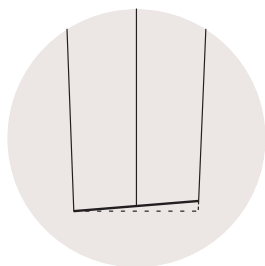
Lato

Completo

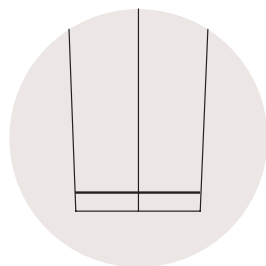
FONDO DEL PANTALONE



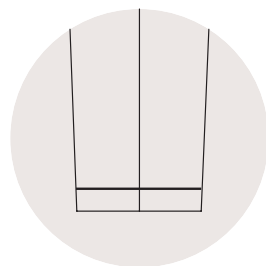
PF:
Fondo diritto normale



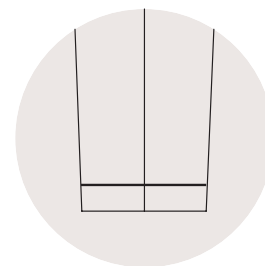
PFC:
Fondo a sbieco più corto di 1 cm davanti



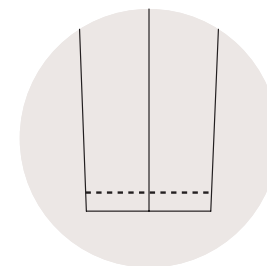
PF3:
Con risvolto di 3 cm



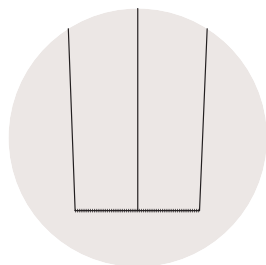
PF4:
Con risvolto di 4 cm



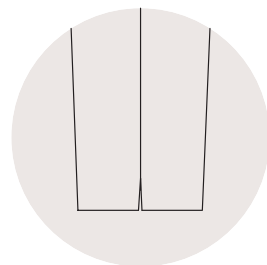
PF5:
Con risvolto di 5 cm



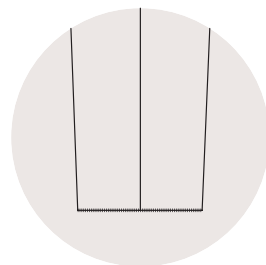
PFJ:
Jeans Style - PTU 2.5 cm



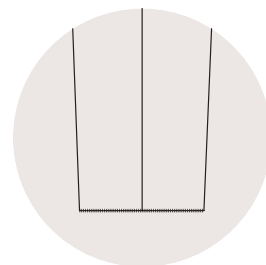
PFO:
Fondo non finito



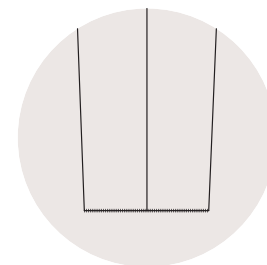
PFV:
Fondo diritto e spacchetti



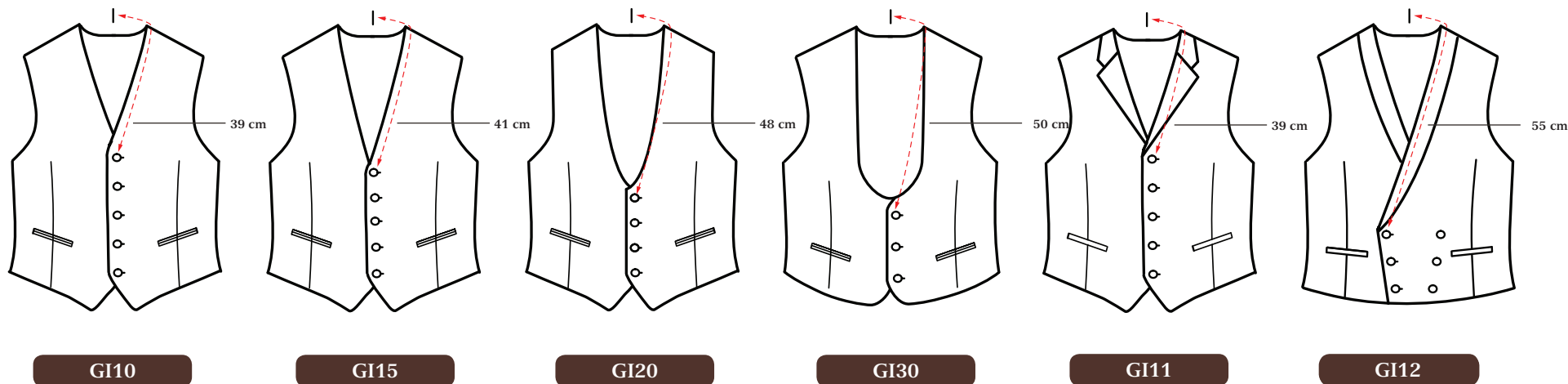
PO3:
Fondo non finito con 3 cm extra



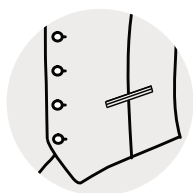
PO4:
Fondo non finito con 4 cm extra



PO5:
Fondo non finito con 5 cm extra

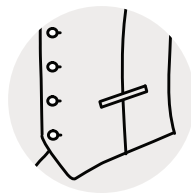


OPZIONI TASCHE:



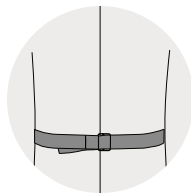
CODE 70

Tasca a doppio filetto



CODE 80

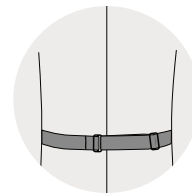
Tasca a filetto normale



WB 10

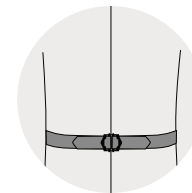
Fibbia singola

**



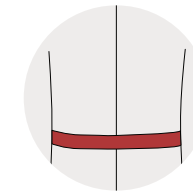
WB 20

2 Fibbie



WB 30

Fibbia sdoppiata



CX

Cintura a contrasto

FIBBIETTA SUL RETRO

FASCIA A CONTRASTO

! IL NUMERO DI BOTTONI DIPENDE DALL'ALTEZZA DELLA SCOLLATURA E DALLA LUNGHEZZA DIETRO DEL GILET !

** OPZIONE PREDEFINITA

OPZIONI SMOKING



RS
Rever in raso nero

RX
Rever in contrasto *

DIPONIBILE PER
TUTTI I MODELLI



RES
Rever esterno in raso nero

REX
Rever esterno in contrasto *

DIPONIBILE PER
MODELLI G / GT



RIS
Rever interno in raso nero

RIX
Rever interno in contrasto *

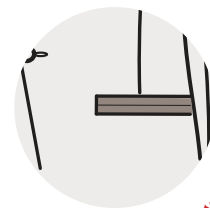
DIPONIBILE PER
MODELLI G / GT



BS
Bordo 1 cm in raso nero

BX
Bordo 1 cm in contrasto *

DIPONIBILE PER
MODELLI G / GT



PVS
Tasche con filetto in raso nero *

PVX
Tasche con filetto in contrasto

BOUTTONI RICOPERTI



MFB

Tessuto Principale



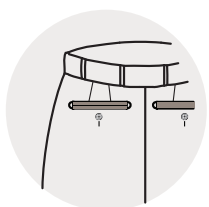
SBB

Raso Nero



BS
Bordo 1 cm in raso nero

BX
Bordo 1 cm in contrasto *



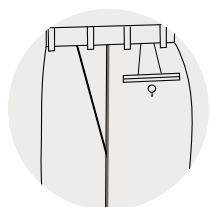
PPS
Tasche con filetti in raso nero

PPX
Tasche con filetti in contrasto *

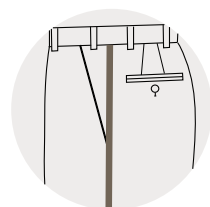


PCC
Cinta in satin

PCX
Cinta in contrasto *



PPC
Coda di topo sul bordo del pantalone



PGS
Single satin side seam
Banda laterale in raso

CODA DI TOPO IN RASO



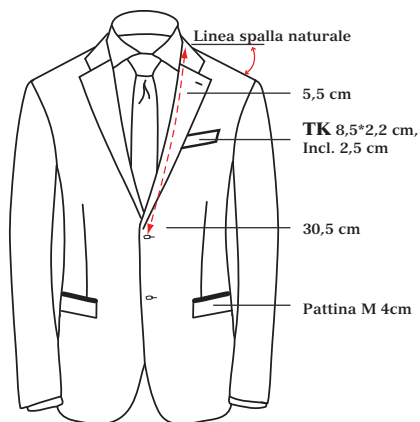
**GS10, GS30, GS40,
GS42, GS29, GS99** **

DIPONIBILE PER
TUTTI I MODELLI

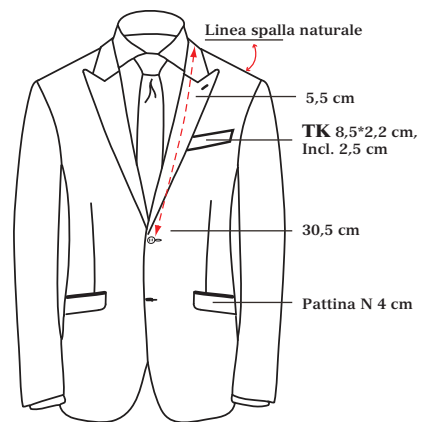
**GS10 - BIANCO, GS30 - CREMA,
GS40 - GRIGIO CHIARO, GS42 - GRIGIO
MEDIO, GS29 - BLU SCURO, GS99 - NERO
MEDIO**

* Tessuto per contrasti da selezionare dalle bunches

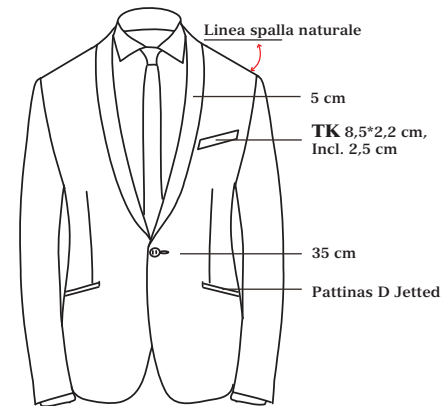
** Colore per le code di topo da selezionare dalla cartella accessori pag. 7



LUCAS

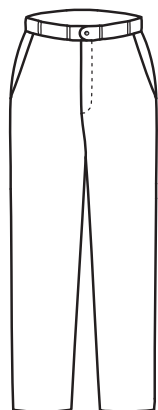


MAX

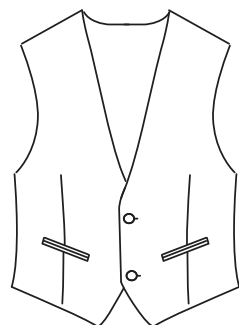


LUCAS 59

REVER A SCIALLE

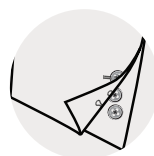


LOUIS



Gilet MAX

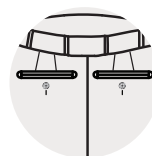
Dettagli Stilistici:



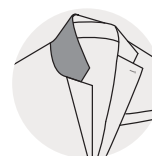
Stile:
3 asole aperte



Stile:
Cucitura diritta sulla spall



Stile:
2 tasche dietro




Opzione: Melton in
contrasto



Opzione: Toppe gomiti in
Alcantara




OPZIONI PER GIACCHE BIMBO




C

Tasche a filetto




M

Tasche con pattina di 4 cm e taschino leggero



D

Tasche a filetto a sbieco



N

Tasche con pattina di 4 cm a sbieco e taschino leggero



A11

AMF 1 mm, A1
+ pines
+ polsi
+ spacchi
+ mosca



A51

AMF 5 mm, A5
+ pines
+ polsi
+ spacchi
+ mosca

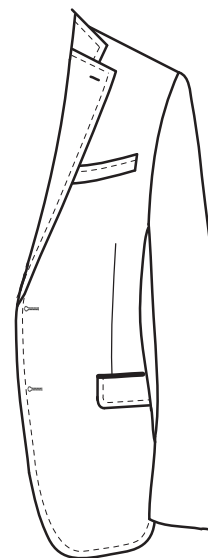
+

+



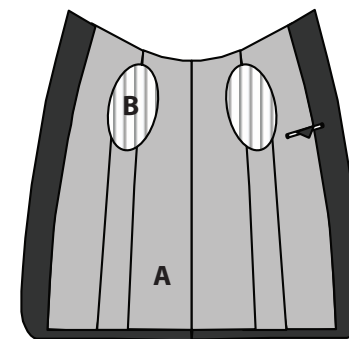
A1

AMF 1 mm



A5

AMF 5 mm



SARTORIALE